


# Brick BBQ Pit With Wood Storage Rack

---



struction started, Junior can't wait for the others as he samples his first outdoor barbecue. A little bit of space in your back yard plus a little time to kill are all you need to install a permanent picnic right at home. Outdoor cookery gives an extra

Besides, the red and yellow brick combination will add a distinctive touch of color to your lawn.

Supplies may run about \$60 (NOTE: Remember this was published in 1954), but savings on indoor fuel bills will more than pay the cost eventually. The festive pleasure throughout countless summer and autumn seasons

If you're an impatient worker who likes to complete a job in short order, the average yearly 2-week vacation is more than enough for this project. Otherwise, you can work at it during off-hours

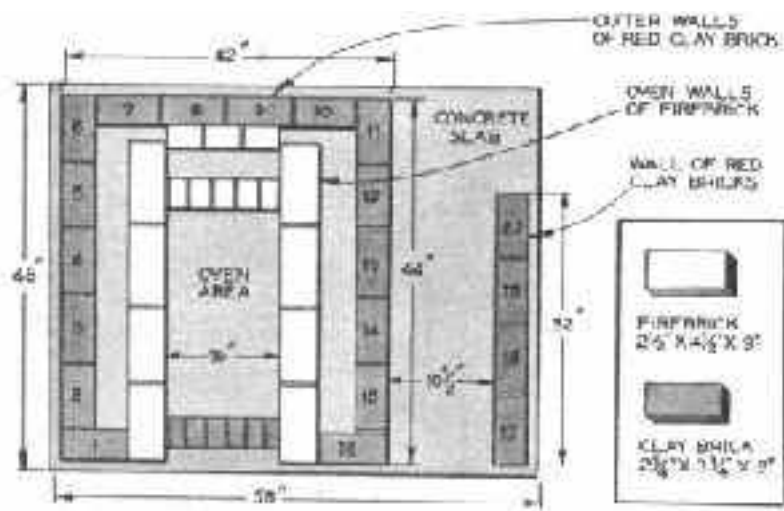
## List of Materials


1 yard of sand and gravel mixture





# Brick BBQ Pit With Wood Storage Rack





# Brick BBQ Pit With Wood Storage Rack

